

# OUR FINANCIAL REPORT

## BALANCE SHEET

YEAR ENDING JUNE 30 **2020**

### ASSETS

Cash and Cash Equivalents	\$ 3,348,084
Restricted Cash	300,000
Investments	38,419,783
Government Grants and Other Receivables	9,491,263
Due From Related Parties	1,228,167
Pledges Receivable, Etc	554,669
Prepaid Expenses and Other Assets	698,853
Land, Buildings and Equipment, Net	15,305,903
<b>Total Assets</b>	<b>\$ 69,346,722</b>

### LIABILITIES

Accounts Payable and Accrued Expenses	\$ 2,750,461
Accrued Vacation	745,392
Amounts Held For Others	559,431
Refundable Advance - Paycheck Protection Program	2,547,020
Advances Under Government Grants	442,404
<b>Total Liabilities</b>	<b>\$ 7,044,708</b>

### NET ASSETS

Without Donor Restrictions	\$ 57,533,559
With Donor Restrictions	4,768,455
<b>Total Net Assets</b>	<b>\$ 62,302,014</b>

**Total Liabilities & Net Assets** **\$69,346,722**

## STATEMENT OF ACTIVITIES

YEAR ENDING JUNE 30 **2020**

### SUPPORT AND REVENUES

Private Support (Contributions, Foundations and Corporate, Special Events)	\$ 8,447,158
Government Grants and Contracts	12,918,656
<b>Total Private &amp; Governmental Support</b>	<b>\$ 21,365,814</b>
<b>Total Other Operating Revenues</b>	<b>\$ 4,527,082</b>
<b>Total Operating Support &amp; Revenues</b>	<b>\$ 25,892,896</b>

### EXPENSES

Program Services	
Mental Health and Personal Development	\$ 6,502,763
Career and Education Services	7,864,554
Health Center	5,244,191
Legal	3,170,329
Nutrition	484,724
<b>Total Program Services</b>	<b>\$ 23,266,561</b>

### Supporting Services

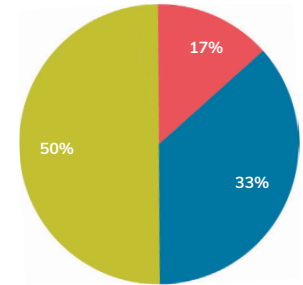
Management & General	\$ 4,504,541
Fundraising	824,029
<b>Total Supporting Services</b>	<b>\$ 5,328,570</b>
<b>Total Operating Expenses</b>	<b>\$ 28,595,131</b>

Change in Net Assets, Before Non Operating Revenue **\$ -2,702,235**

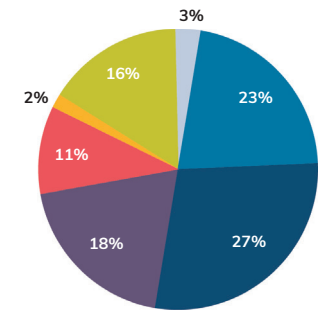
### NON OPERATING REVENUES AND LOSSES

Rental Income, Net	\$ 251,273
Miscellaneous	26,036
Investments Returns in Excess of Amounts Used for Operations, Net	-634,827
<b>Total Non-Operating Revenues</b>	<b>\$ -357,518</b>

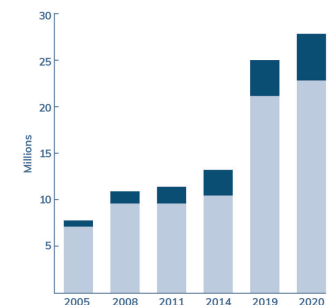
Change in Net Asset -3,059,753  
 Net Assets, Beginning of Year 65,361,767  
**Net Assets, End of Year \$ 62,302,014**



■ Government Grants  
 ■ Private Support  
 ■ Other Operating Revenues



■ Mental Health and Personal Development  
 ■ Career & Education Services  
 ■ Health Center  
 ■ Legal  
 ■ Nutrition  
 ■ Management & General  
 ■ Fundraising



■ Programs  
 ■ Supporting Services